


Kindergarten: Quarter 4

Parent Handbook



This handbook will help your child review material learned this quarter. If you have any questions or concerns about this material, please contact your child's teacher. Thank you for your support!

Kindergarten Essential Math Standards

 **Learning Objective # 2:** *"I can name and model numbers 11-50 using objects and drawing and can make addition sentences using the objects and drawings."*

Practice:

1. Write the number **twenty** in the box. Then draw **twenty circles** next to the number.

2. How many stars are below? Write the number in this box:



Learning Objective #3: "I can count up to 100 and back from 20."

Practice:

3. Find an adult or older sibling. Count out loud to them all the way to 100. Then count out loud to them back from 20. Great job counting!!

Learning Objective #4: "I can identify and write my numbers and match the number to the correct amount of objects."

Practice:



4. Write these three numbers in order from the smallest number to the biggest number.

30

22

50

5. Circle the group below that has more fruit in it? Write how much fruit does each group have in the box?



- 👂 **Learning Objective #5:** *"I can add and subtract to five fast & correctly."*
- 👂 **Learning Objective #6:** *"I can create a number sentence when given the sum."*
- 👂 **Learning Objective #7:** *"I can create a drawing or a number sentence when given the sum of ten."*

Practice:


6. Make two addition problems using the bananas below to show a sum of 5.



Problem 1:

Problem 2:

7. Use the strawberries below to make two subtraction problems. Using the numbers 6,



Problem 1: Answer equals 2

Problem 2: Answer equals 4

Learning Objective #8: *"I can add and subtract to 5 fast and correctly."*

8. $2 + 3 = \underline{\quad}$

9. $1 + 3 = \underline{\quad}$

10. $5 - 3 = \underline{\quad}$

11. $4 - 2 = \underline{\quad}$



Learning Objective #3: "I can describe and compare objects in different ways."

Practice:

12. Put the pencils in order from the longest to the shortest. Put a number 1 next to the longest pencil, a number 2 next to the middle sized pencil, and a number 3 next to the shortest pencil.




13. Circle the animal below that is the tallest.



Math Answer Key

1. 20 OOOOOOOOOOOOOOOOOOOOO
2. 44 stars
3. Student counts out loud up to 100 and back from 20.
4. 22, 30, 50
- 5.



6. Answers will vary: For example: 3 bananas plus 2 bananas equals five bananas or 4 bananas plus 1 banana equals five bananas.
7. Answers will vary: For example: 6 strawberries minus 2 strawberries equals 4 strawberries left or 6 strawberries minus 5 strawberries equals 1 strawberry left.
8. 5
9. 4
10. 2
11. 2
- 12.

= longest pencil : 1





.ed pencil : 2



= shortest pencil : 3



13.



Essential Math Vocabulary

- * **add**: to join together numbers so that they number increases in size
- * **subtract**: to take away one number from another
- * **number sentence**: the parts of an addition or subtraction problem; including the answer
- * **model**: a picture or objects representing value of a number
- * **compare**: finding the similarity or non-similarity between 2 things.
- * **describe**: to represent a picture using words or characteristics.
- * **length**: how long an object is from one end to the other
- * **weight**: how heavy an object is

Kindergarten Essential Reading Standards

 Learning Objective #1: "I can read sight words with fluency."

blue	black	white	came
ride	like	ate	make
pretty	here	there	where
find	funny	went	want
was	said	little	one
two	all		

Learning Objective # 2:



"I can tell the details that help me understand the main idea."

Learning Objective # 3:



"I can identify the characters, setting and important events in a story."

Learning Objective # 4:



"I can ask & answer questions about important details in a text."

Practice:

Parents read a story with your child and answer the following questions.
Record your child's answers on the lines below.

Name of the book: _____

2. What is the main idea of the story?

3. Who are the characters in the story?

4. Where did the story take place?

5. List the beginning, middle, and end of the story.

BEG _____.

MID _____

END _____

Learning Objective # 5:



“I can tell the difference between different kinds of genres (stories, poems, informational text).”

Practice:

Read the different pieces of writing below. In the genre box, write what type of genre it is using the genre box below.

<u>Genres</u>		
fiction	poem	nonfiction

6.

Here I Come!
Get Ready, Get Set! Here I go!
I'm ready to show you all that I know!
I've graduated Kindergarten and now I'm done.
I've laughed and learned so much.
It's been lots of fun!

genre

7.

Once upon a time there was a little girl who loved to play with her pet dragon. Her name was Emily. They would go for walks in the enchanted forest. Her pet dragon's name was Herbert. He loved to play in the lakes and look for colorful fish.

genre

8.

Saturn - A Ringed Planet

Saturn is one of our eight planets. It has lots of rings. The rings are made of rocks. Saturn is one of the largest planets. It is the sixth planet from the Sun. It is made out of gas. It has many different moons.

genre

Learning Objective # 6:



"I can ask and answer questions about important details."

Practice:

9. Play "I Spy" by spotting a secret object in the room and describing it.

10. Have your child describe in detail a family celebration (ex., birthdays, holidays, etc.).

"What did it look like?"

"Who was there?"

"What did you do?"

Reading Answer Key

1. Practice with your child.
2. - 5. The answers will vary depending on story chosen.
6. Poem
7. Fiction
8. Nonfiction
9. Practice with your child.
10. Practice with your child.

Essential Reading Vocabulary

- * main idea: what the story is mostly about
- * characters: who are the people in the story
- * setting: where the story takes place
- * genres: a type of writing (story, poem, informational text)
- * details: the little pieces in a story that paint a picture