

Kindergarten:
Quarter 1

Parent Handbook



This handbook will help your child review material learned this quarter. If you have any questions or concerns about this material, please contact your child's teacher. Thank you for your support!

Kindergarten Essential Math Standards

Learning Objective # 1:



"I can count to 10 from any number and count backward from 10 to 0."

Practice:

1. Count out loud starting at 1 and ending at 10 (1,2,3,.....8,9,10)
2. Count out loud backwards starting at 10 and ending at 0 (10,9,8,.....3,2,0)

Learning Objective # 2:



"I can identify and write my numbers 0-10 and match the number to the correct amount of objects."

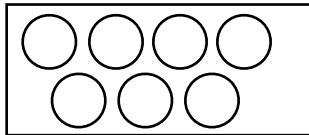
Practice:

3. Write these three numbers in the correct order: 9 3 6

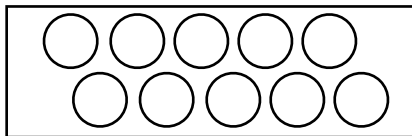
_____ / _____ / _____

4. Match the numbers to the correct amount of objects.

10



7



Learning Objective # 3:




" I can count objects by giving them a number name."

Practice:

5. Using cereal, have your child show different numbers 0-10.

6. Circle the number matches the number of diamonds below?



a. 6

b. 10

c. 9

7. Draw 10 circles to show the number 10 in the box below .

A large, empty rectangular box with a black border, intended for drawing 10 circles to represent the number 10.

Learning Objective # 4:



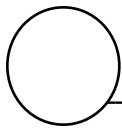
“ I can name and find 2-dimensional and 3-dimensional shapes in any position or size.”

Practice:

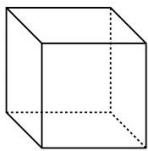
8. Using these vocabulary words in the box, write the name of the following

objects below.

sphere	circle
rectangle	square
cone	cube









Kindergarten Math Vocabulary

- * day: a 24-hour period of time
- * week: a period of 7 days
- * month: a period of 4 weeks (12 months in a year)
- * number: a value shown by a symbol, word, or object
- * forward: in the normal order
- * backward: in the reverse order
- * side: the flat surfaces of a figure
- * vertices: the points where two sides meet
- * order: the arrangement of things according to a particular sequence
- * shapes: (circle, triangle, square, rectangle, cone, cube, hexagon, cylinder, sphere) the outline of an area or figure
- * 2 dimensional: an object or shape that is flat
- * 3 dimensional: an object that has height, length and depth

*** more:** a group of objects that has a bigger amount than other groups

*** less:** a group of objects that has a smaller amount than other groups

*** same/equal:** a group of objects that has the same or equal amounts as the other groups

*** quantity:** amount or number for something

*** pattern:** a series of numbers or objects that repeat in a specific order

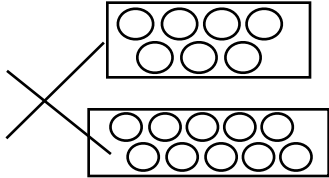
Math Answer Key

1. Count aloud from 1-10
2. Count aloud backward from 10-0

3. 3, 6, 9

4. 10

7




5. Practice with child

6. C

7. Practice with child

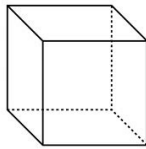
8.



circle



rectangle



cube



cone

Kindergarten Essential Reading Standards

Learning Objective # 1:



"I can recognize that spoken words are made up of written letters in a certain order."

Practice:

1. Start at the top left of the printed page, track words from left to right, using return sweep, and move from the top to the bottom of the page.

Have your child point to the first word that should be read, then have him/her follow along with his/her finger while you read the passage below:

Would you?
Could you?
In a car?



Eat them!
Eat them!
Here they are.

I would not,
could not,
in a .

6

Learning Objective # 2:



"I can tell that words are separated by space."

Practice:

2. Which sentence is written correctly? Circle the sentence that is written correctly.

Ilike togo toschool.

I like to go to school.

3. Write the following sentence on the line below using space between the words.

I can play.

Learning Objective #3 :



"I can read sight words with fluency."

Practice:

4. What are the following words? Parents have your child read the following sight words aloud to you.

at	a	and	can	do
did	on	but	big	the
it	in	is	I	he
be	me	am	red	to
into	we	you	up	

Learning Objective # 4:



"I can ask and answer questions about important details in a text."

Learning Objective # 5:



"I can ask and answer questions about important details in a story."

Practice:

Parents, read the following story with your child and answer the following questions. Record your child's answers on the lines below.

All About Bats

Bats are mammals. Like most mammals, including people, bats have fur and are born live. Bats do not have feathers. They have two wings. Bats are nocturnal creatures, that means they only come out at night. There are different types of bats. Bats are fascinating creatures.

5. What is the main idea of the text?

6. What makes a bat a mammal?

7. Which detail lets you know when bats are awake?

Learning Objective # 6:



"I can identify the front cover, back cover and title page of a book."

Practice:

8. Parents, give your child a book and have them show you the following things using the book. Make sure your child uses the vocabulary when showing you these parts of the book to you.

* **front cover**

* **back cover**


* **title page**

Learning Objective # 7:


- 🔊 *"I can name the author and illustrator and tell their role in an informational text."*

Practice:

9. Using the picture of this book, circle the name of the author.



10. Using the picture of this book, circle the name of the illustrator



Learning Objective # 9:




"I can name the author and illustrator and tell their role."

Practice:

11. What is the role of an author of a book?

- a. they draw the pictures
- b. they write the words
- c. they read the story

12. Circle the name of the author of this book.



13. What is the role of an illustrator of a book?

- a. they draw the picture
- b. they write the words
- c. they read the story



14. Circle the name of the illustrator of this book.

Yearly Standards

These standards will be practiced daily throughout the school year.

Learning Objective # 1:



"I can find and name all of the letters of the alphabet."

Practice:

What are the names of these letters?

1. R G M I L

2. p i d j b

Learning Objective # 2:



"I can say the sound the letter makes."

Practice:

Say the sound each letter makes.

3. S A P Z



4. h r f g

Kindergarten Reading Vocabulary

- * word: a combination of letters that mean something
- * letter: a character representing a sound
- * alphabet: the set of letters from A - Z representing sounds
- * upper case: capital letters
- * lower case: small letters
- * text: the main body of a written work
- * sentence: a string of words put together
- * sight word: words that will be seen often in a story/text
- * fluency: to be able to do something quickly and right
- * detail: a fact that supports the main idea
- * question words: who, what, when, where and why
- * title page: a page of a book showing the title, author, illustrator and publisher
- * author: the person who wrote the story/text
- * illustrator: the person who drew the pictures in a story/text


Reading Answer Key

1. 1st word that should be read is would. They should then follow along in the correct direction with their finger.
2. the second sentence is written correctly
3. the students should have written the sentence using finger spacing
4. students should be able to read the words fluently
5. bats
6. they have fur and are born live
7. they come out at night
8. students should be able to show all three parts: front cover, back cover and title page



11. b

12.



13. a

14.



Yearly Standards Answer Key

The child should say the name and sound of each group of letters.